

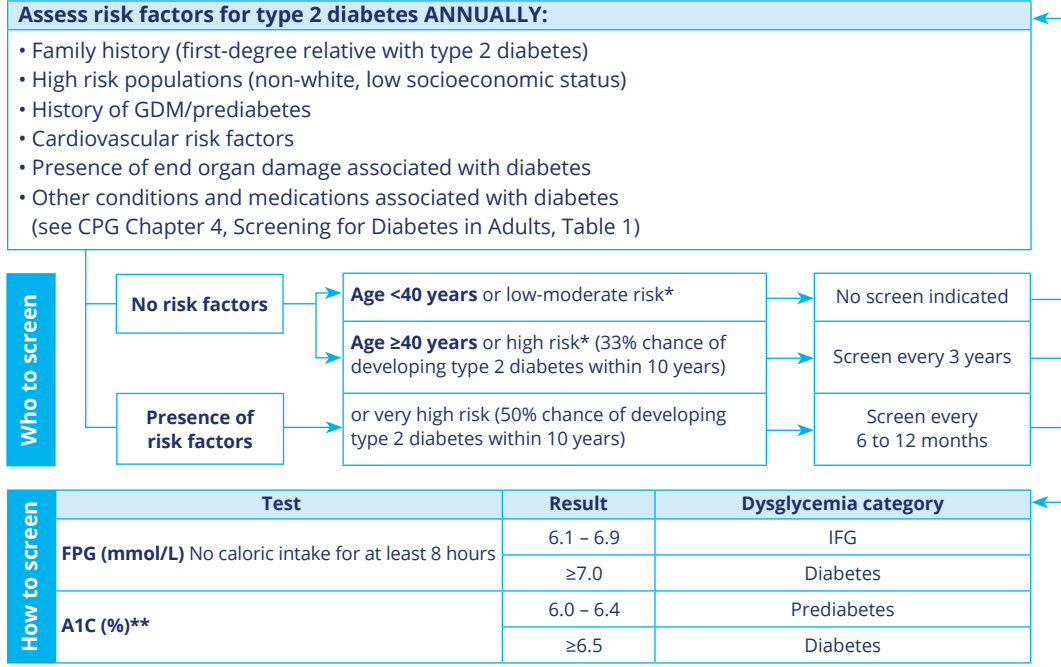
Clinical Practice Guidelines Quick Reference Guide

416569-20

guidelines.diabetes.ca
diabetes.ca | 1-800-BANTING (226-8464)



Screening and diagnosis of type 2 diabetes in adults



If asymptomatic and A1C or FPG are in the diabetes range, repeat the same test (A1C or FPG) as a confirmatory test. If both FPG and A1C are available and only one is in the diabetes range, repeat the test in the diabetes range as the confirmatory test. If both A1C and FPG are available and are each in the diabetes range, diabetes is confirmed. If symptoms of overt hyperglycemia are present, diagnosis of diabetes can be determined with one test (A1C, FPG, 2hPG, random PG) in the diabetes range, see Chapter 3, CPG.

*Using a validated risk calculator (e.g. CANRISK)
**Use a standardized, validated assay. Be aware of factors that affect A1C accuracy (see CPG Chapter 9, Table 1)

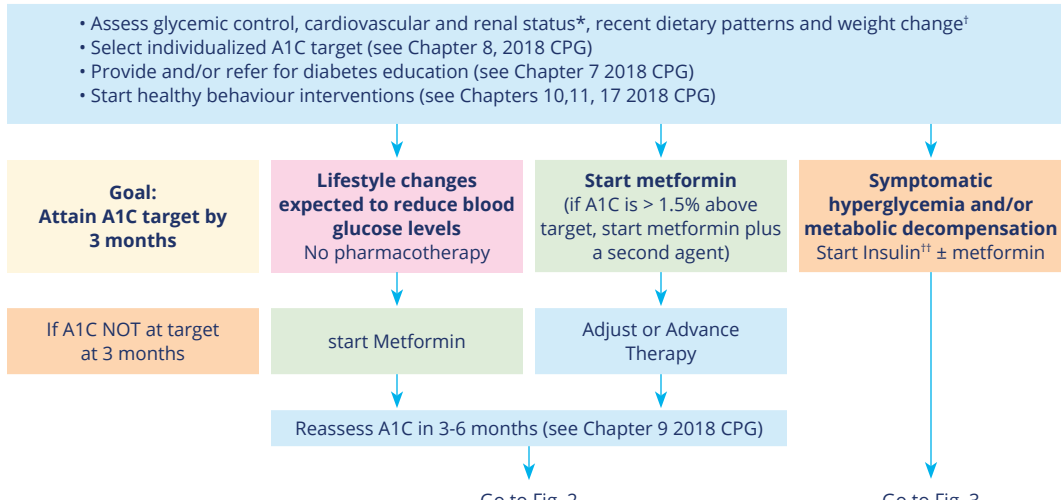
Targets for glycemic control

A1C%	Targets
≤6.5	Adults with type 2 diabetes to reduce the risk of CKD and retinopathy if at low risk of hypoglycemia*
≤7.0	MOST ADULTS WITH TYPE 1 OR TYPE 2 DIABETES
7.1	Functionally dependent*: 7.1-8.0% Recurrent severe hypoglycemia and/or hypoglycemia unawareness: 7.1-8.5%
8.5	Limited life expectancy: 7.1-8.5% Frail elderly and/or with dementia†: 7.1-8.5%
	Avoid higher A1C to minimize risk of symptomatic hyperglycemia and acute and chronic complications

End of life: A1C measurement not recommended. Avoid symptomatic hyperglycemia and any hypoglycemia.
* based on class of antihyperglycemic medication(s) utilized and the person's characteristics
† see Diabetes in Older People chapter

At diagnosis of type 2 diabetes (Fig. 1)

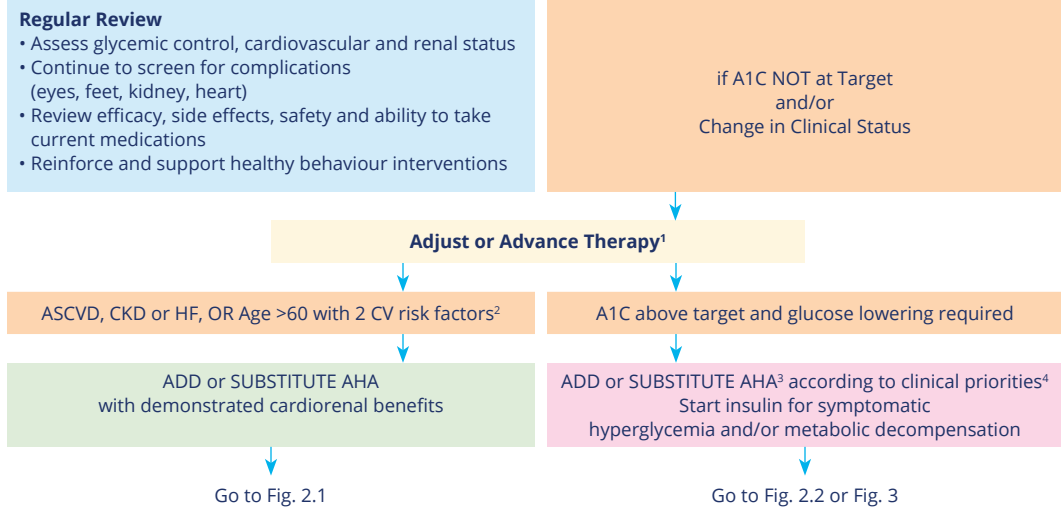
2020



* In individuals with atherosclerotic cardiovascular disease, history of heart failure (with reduced ejection fraction) or chronic kidney disease, agents with cardiorenal benefits may be considered (see Pharmacologic Glycemic Management of Type 2 Diabetes in Adults 2020 Update – The Users Guide)
† Unintentional weight loss should prompt consideration of other diagnoses (e.g. type 1 diabetes or pancreatic disease)
‡ Reassess need for ongoing insulin therapy once type of diabetes is established and response to healthy behaviour interventions is assessed

Reviewing, adjusting or advancing therapy in type 2 diabetes (Fig. 2)

2020



1 Changes in clinical status may necessitate adjustment of glycemic targets and/or deprescribing
2 Tobacco use; dyslipidemia (use of lipid modifying therapy or a documented untreated LDL ≥3.4 mmol/L, or HDL-C <1.0 mmol/L for men and <1.3 mmol/L for women, or triglycerides ≥2.3 mmol/L); or hypertension (use of blood pressure drug or untreated SBP ≥140 mm Hg or DBP ≥95 mmHg)
3 All AHA's have Grade A evidence for effectiveness to reduce blood glucose levels
4 Consider degree of hyperglycemia, costs and coverage, renal function, comorbidity, side effect profile, and potential for pregnancy

For people with ASCVD, CKD or HF, OR >60 yrs and 2 CV risk factors (Fig. 2.1)

2020

ADD or SUBSTITUTE AHA with demonstrated cardiorenal benefits

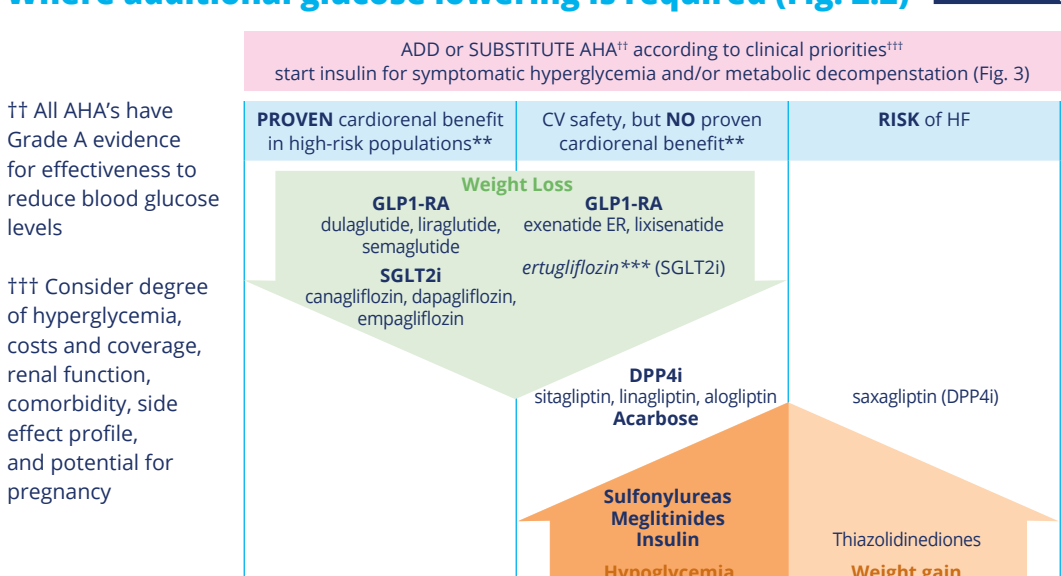
		Established Cardiovascular or Renal Disease			Risk Factors
		ASCVD	CKD	HF	
Lower Risks Observed in Outcomes Trials	MACE	GLP1-RA ^{††} or SGLT2i [*]	SGLT2i [*] or GLP1-RA ^{††}		GLP1-RA ^{††}
	HHF	SGLT2i [*]	SGLT2i [*]	SGLT2i [*] (and lower CV mortality)	SGLT2i [*]
	Progression of Nephropathy	SGLT2i [*]	SGLT2i [*]		SGLT2i [*]

Highest level of evidence: **Grade A** (Green), Grade B (Pink), Grade C or D (Yellow)

† Tobacco use; dyslipidemia (use of lipid modifying therapy or a documented untreated LDL ≥3.4 mmol/L, or HDL-C <1.0 mmol/L for men and <1.3 mmol/L for women, or triglycerides ≥2.3 mmol/L); or hypertension (use of blood pressure drug or untreated SBP ≥140 mm Hg or DBP ≥95 mmHg)
†† Stop DPP4i when starting a GLP1-RA
* Initiate only if eGFR >30 ml/min/1.73m²

Where additional glucose lowering is required (Fig. 2.2)

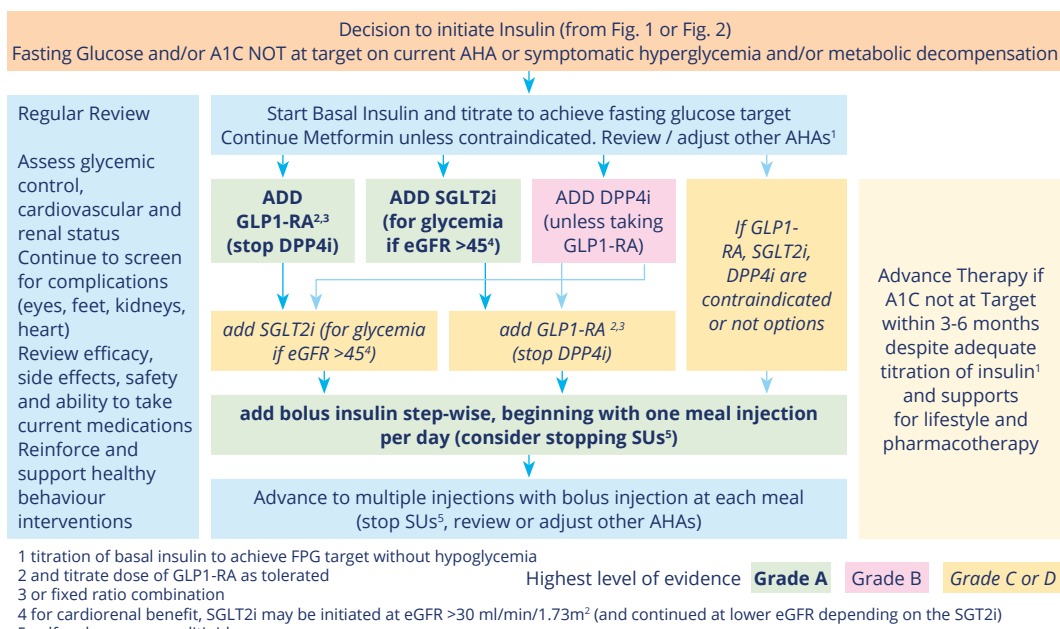
2020



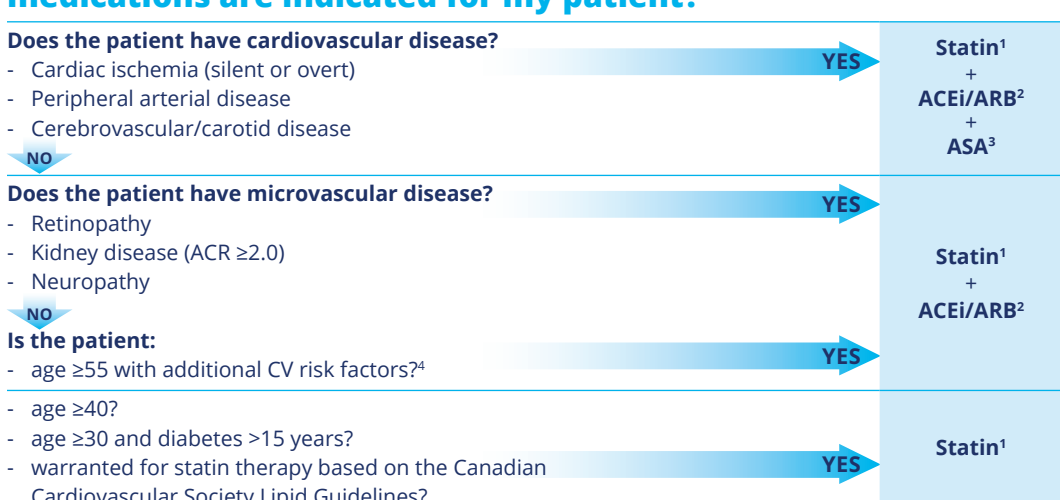
** In CV outcome trials performed in people with ASCVD, CKD, HF or at high CV risk
*** VERTIS (CV outcome trial for ertugliflozin) presented at ADA June 2020 showed non-inferiority for MACE. Manuscript not published at time of writing.

Starting or advancing insulin in type 2 diabetes (Fig. 3)

2020



Which cardiovascular non-antihyperglycemic medications are indicated for my patient?



1 Dose adjustments or additional lipid therapy warranted if lipid target (LDL-C <2.0 mmol/L) not being met.
2 ACE-inhibitor or ARB (angiotensin receptor blocker) should be given at doses that have demonstrated vascular protection (eg. perindopril 8 mg once daily [EUROPA trial], ramipril 10 mg once daily [HOPE trial], telmisartan 80 mg once daily [ONTARGET trial]).
3 ASA should not routinely be used for the primary prevention of cardiovascular disease in people with diabetes. ASA may be used for secondary prevention. Consider clopidogrel if ASA-intolerant.
4 TC > 5.2 mmol/L, HDL-C < 0.9 mmol/L, hypertension, albuminuria, smoking.

For antihyperglycemic medications with CVD and/or cardiorenal benefits see Fig. 2.1

Keeping patients safe when they are at risk of hypoglycemia

For patients using glyburide, gliclazide, repaglinide or insulin:

Recognize

- ASK at each visit
- ASSESS impact, including fear/intentional avoidance of lows
- SCREEN for hypoglycemia unawareness

Act/Treat

- EDUCATE on treatment of non-severe hypoglycemia with fast-acting sugar and severe hypoglycemia with glucagon

Prevent

- CONSIDER switching from high risk medications
- DISCUSS POSSIBLE CAUSES (e.g. increased activity, skipped meals) and how to avoid future hypoglycemia.

Reduce Driving Risk

- EDUCATE patients to drive safely with diabetes
- Prepare** Keep fast-acting sugar within reach and other snacks nearby
- Be Aware** of blood glucose (BG) before driving and every 4 hours during long drives. If BG is below 4 mmol/L, treat
- Stop** driving and treat if any symptoms appear
- After** treating a low, **wait** until BG is above 5 mmol/L to start driving. Note: Brain function may not be fully restored for some time after blood glucose level returns to normal

If a patient is unaware of symptoms of hypoglycemia, he/she must check their BG before driving and every 2 hours while driving, or wear a real-time continuous glucose monitor

Refer to Hypoglycemia and Drive Safe resources

Keeping patients safe when they are at risk of dehydration (vomiting/diarrhea)

Re-hydrate appropriately (water, broth, diet soft drinks, sugar-free Kool-Aid™, diet Jell-O™; avoid caffeinated beverages).

Hold SADMANS meds. **Restart** once able to eat/drink normally.

- S** sulfonylureas, other secretagogues
- A** ACE-inhibitors
- D** diuretics, direct renin inhibitors
- M** metformin
- A** angiotensin receptor blockers
- N** non-steroidal anti-inflammatory drugs
- S** SGLT2 inhibitors

Special considerations regarding pregnancy for women with type 1 or type 2 diabetes

For women planning pregnancy, the following steps taken prior to conception:

- A1C** 7% or less, but strive for ≤6.5% (ensure contraception until at personalized target)
- Stop:**
 - Non-insulin antihyperglycemic agents (except metformin and/or glyburide)
 - Statins
 - ACEi/ARB prior to pregnancy, but if overt nephropathy exists, continue until detection of pregnancy
- Start:**
 - Folic acid 1 mg per day x 3 months prior to conception
 - Insulin if target A1C is not achieved on metformin and/or glyburide (type 2)
 - Other antihypertensive agents safe for pregnancy (Labetalol, nifedipine XL) if hypertension control needed
- Screen for complications:**
 - Eye appointment, serum creatinine, urine ACR, blood pressure
- Aim for **healthy BMI**
- Ensure appropriate **vaccinations** have occurred
- Refer** to diabetes clinic

3 Quick questions to help your patients meet their goals

For patients who are not making expected progress, try asking these questions to identify a path forward:

- How important is it for you to** <insert self-management goal> - **low, medium, or high?**
 - (Goal examples: increase levels of physical activity, reduce weight, improve A1C, lower BP)
 - If importance (motivation) is rated low, ask what would need to happen for importance to go up?
 - A high level of importance will indicate that the person is ready to change.
- How confident are you in your ability to** <insert target outcome here> - **low, medium, or high?**
 - If their confidence is rated low, explore what needs to happen to increase their confidence. Usually this has to do with improving knowledge, skills or resources and support.
 - A high level of confidence indicates that the person is ready to change.
- Can we set a specific goal for you to try before the next time we meet?**
What steps will you take to achieve it?
 - Encourage S.M.A.R.T. Goals:

Specific **M**easurable **A**chievable **R**ealistic **T**imely

Individualized goal setting

Potential Self-management Goals	Examples
Eat healthier	See a dietitian to help develop a healthy eating plan.
Be more active	Increase physical activity with the goal of getting to 150 minutes aerobic activity/week and resistance exercise 2-3 times/week. Choose physical activity that meets preferences/needs.
Lose weight	Use strategies (e.g., reduce calories or portions) to lose 5-10% of initial weight.
Take medication regularly	Taking medication will help to improve symptoms and take control of your life. Consider using a pillbox or setting a timer.
Avoid hypoglycemia	Recognize the signs of hypoglycemia and take action to prevent it.
Check blood glucose	Establish a routine and act accordingly.
Check feet	Do a daily self-check and follow-up with a health-care provider if anything is abnormal.
Manage stress	Screen for distress (depressive and anxious symptoms) by interview or a standardized questionnaire (e.g. PHQ-9 www.phqscreener.com).
Reduce or stop smoking	Identify barriers to quitting and develop a plan to address each of these.

ABCDEs of diabetes care

2020

	GUIDELINE TARGET (or personalized goal)
A A1C targets	A1C ≤7.0% (or ≤6.5% to ↓ risk of CKD and retinopathy) If on insulin or insulin secretagogue, assess for hypoglycemia and ensure driving safety
B BP targets	BP <130/80 mmHg If on treatment, assess for risk of falls
C Cholesterol targets	LDL-C <2.0 mmol/L (or >50 % reduction from baseline)
D Drugs for CV and/or Cardiorenal protection	(non-AHA) • ACEi/ARB (if CVD, age ≥55 with risk factors, OR diabetes complications) • Statin (if CVD, age ≥40 for type 2, OR diabetes complications) • ASA (if CVD) (Antihyperglycemic Agents) • SGLT2i/GLP1RA with demonstrated cardiorenal benefits in high risk type 2 with ASCVD, CHF or CVD or >60 years with 2 CV risk factors
E Exercise goals and healthy eating	• 150 minutes of moderate to vigorous aerobic activity/ week and resistance exercises 2-3 times/week • Follow healthy dietary pattern (eg Mediterranean diet, low glycemic index)
S Screening for complications	• Cardiac: ECG every 3-5 years if age >40 OR diabetes complications • Foot: Monofilament/Vibration yearly or more if abnormal • Kidney: Test eGFR and ACR yearly, or more if abnormal • Retinopathy: type 1 - annually; type 2 - q1-2 yrs
S Smoking cessation	If smoker: Ask permission to give advice, arrange therapy and provide support
S Self-management, stress, other barriers	• Set personalized goals (see "individualized goal setting" panel) • Assess for stress, mental health and financial or other concerns that might be barriers to achieving goals